
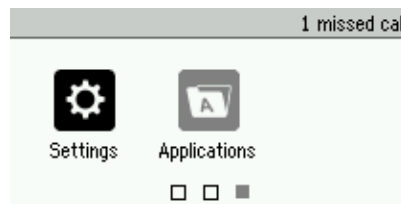


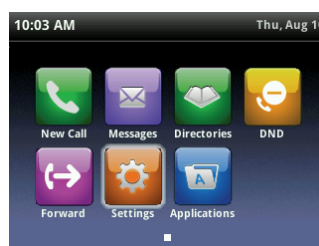
Poly-Finding your Telephones IP Address

Obtaining the IP Address of your Telephone

1. Press the Home key on you telephone 
2. Using the Navigation arrows;
 1. The Navigation arrows are directly under the Home button, and allow you to move up, down, left and right.
3. Select Settings

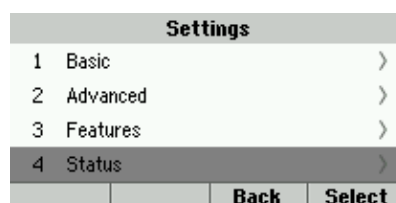


VVX3xx Series

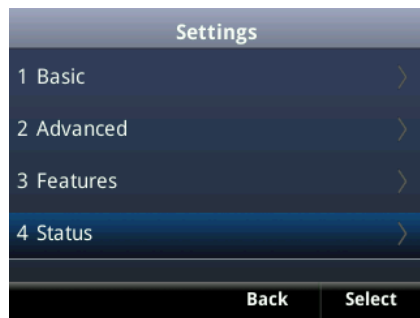


VVX4xx Series


4. From the Settings screen, Select Status



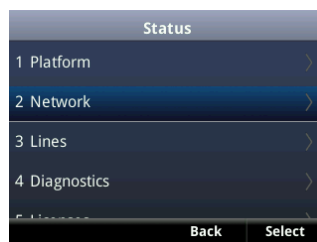
VVX3xx Series



5. From the Status screen, Select Network

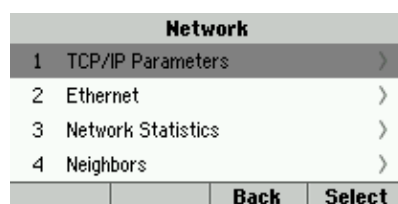


VVX3xx Series

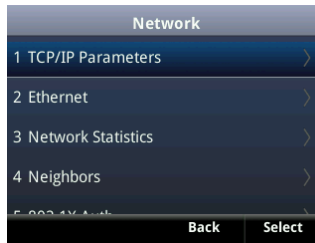


VVX4xx Series

6. From the Network screen, Select TCP/IP Parameters



VVX3xx Series



VVX4xx Series

7. Record the IPv4 address

TCP/IP Parameters	
IPv4 Parameters	
DHCP	Enabled
IPv4 Addr	192.168.42.114
Subnet Mask	255.255.255.0
IPv4 Gateway	192.168.42.1
Back	

VVX3xx Series

TCP/IP Parameters	
IPv4 Parameters	
DHCP	Enabled
IPv4 Addr	192.168.42.115
Subnet Mask	255.255.255.0
IPv4 Gateway	192.168.42.1
Other Parameters	
Back	

VVX4xx Series

8. To return back to the Desktop, press the Home key twice.

