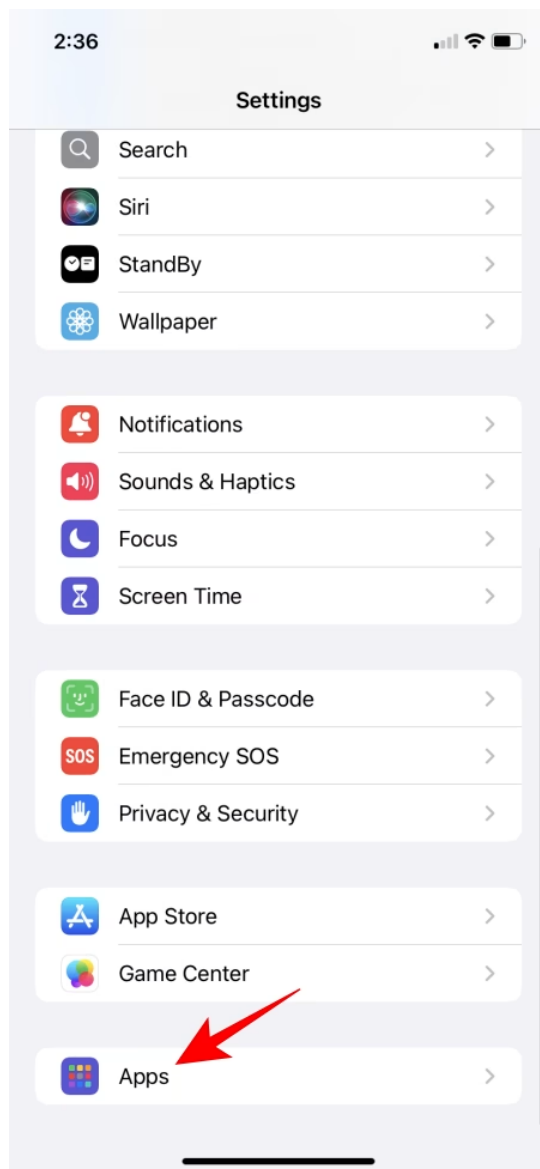



Allowing Contacts with Communicator Go for iOS

When installing Communicator GO you have the opportunity to share you Contacts with the app. If you were unsure at the time or selected not to share your contacts at that time, you're in the right place!

1. Open the iOS Settings app
2. Go to Apps



3. Search and select Communicator GO



4. Tap Contacts

2:37



< Apps

Gmail

ALLOW GMAIL TO ACCESS



Contacts

Limited Access >



Siri & Search



Notifications
Off



Background App Refresh



Mobile Data



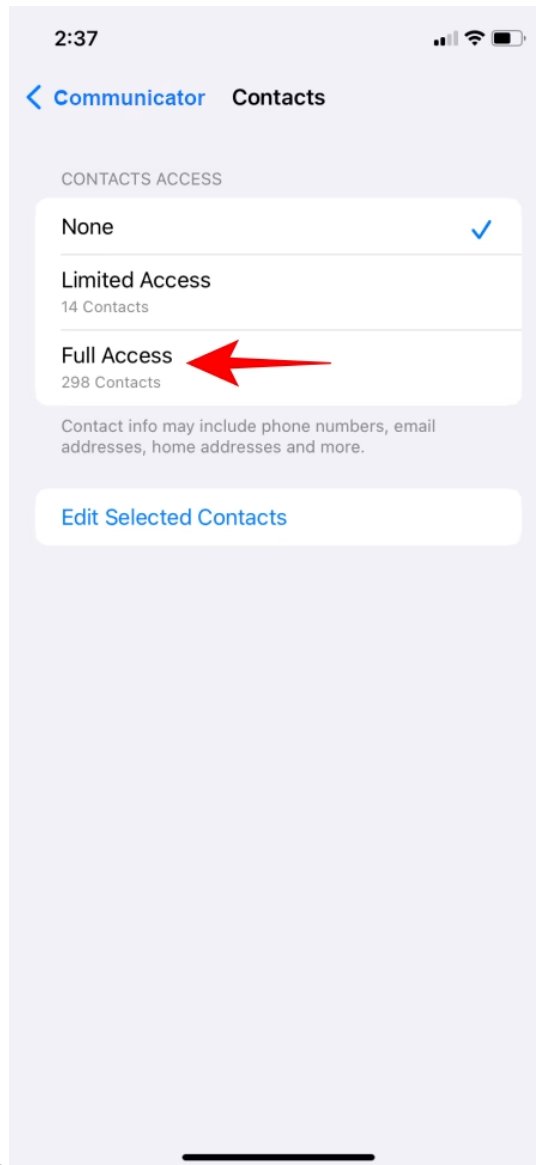
Default Mail App

Mail >

GMAIL SETTINGS
ABOUT

Version

6.0.240623



5. Select Full Access

Now you can return to Communicator G0 and check your Directory for your Contacts.

Note that for this method, the 'Contacts' option will appear only for apps that have already asked for contacts access, even if you have denied them access.

